

The attached DB is what arnelgp sent.

I didn't do anything to allow for null issue fields or for titles with the ' character in them, it was easier and quicker for me to just fix the data, which originates from an Excel spreadsheet. I corrected the data in the spreadsheet and then reloaded it to Access. I'll add in the code corrections to allow for the above types of anomalies afterwards (thanks for those!).

So the attached DB now has the full and corrected data in Table 1 (5744 records).

The Query1 query and the Query1 report both run and are unchanged from what arnelgp sent in. The two modules are also unchanged from what arnelgp sent in.

The problem now is that neither the report nor the query are showing all the issues.

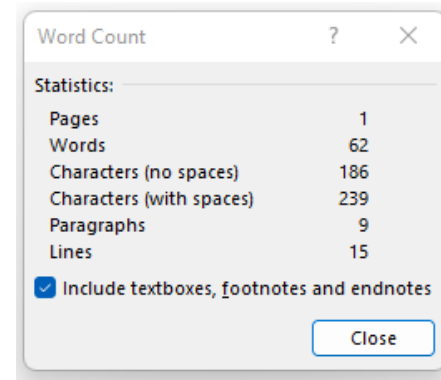
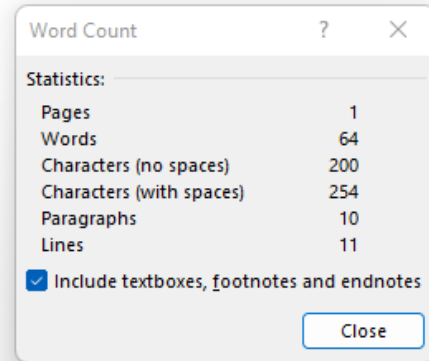
The report shows more issues than the query but is still not showing all the issues.

# Examples of Titles without Full Issues Displayed

## Incredible Hulk

102 119 133 134 137 138 140  
144 145 146 147 148 178 181  
182 193 197 202 206 207 208  
210 212 220 221 222 223 225  
226 228 229 231 232 234 235  
236 237 238 239 240 241 242  
243 244 245 246 248 249 250  
251 252 253 254 255 256 257  
258 259 260 261 262 263

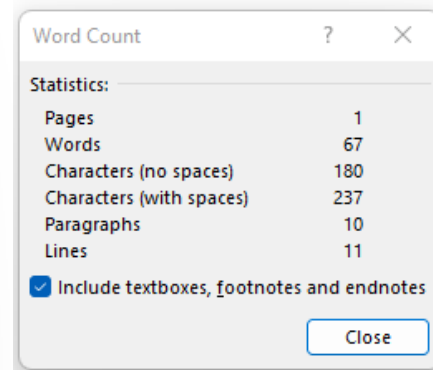
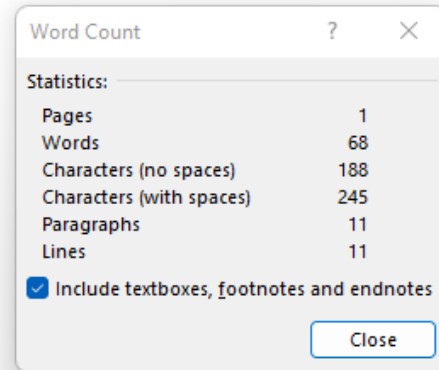
Hulk - 62 issues shown



## Avengers

8 36 43 50 54 55 56  
58 63 81 82 86 88 89  
92 93 94 95 96 110 142  
166 167 170 174 177 178 180  
187 189 190 193 194 197 199  
200 201 202 203 204 205 206  
207 208 209 210 211 212 213  
214 215 216 217 218 219 220  
221 222 223 224 225 226 227  
228 229 230 23

Avengers - 66 issues shown + 1 partial issue value – the last one shown reads 23 but the next issue in the sequence should be 231.



So, here are two titles that both do not show all the issues, and each has a different number of issues shown and a different number of characters displayed. I was looking for a pattern but did not find one.

From the query:

Avengers	8 36 43 50 54 55 56 58 63 81 82 86 88 89 92 93 94 95 96 110 142
Incredible Hulk	102 119 133 134 137 138 140 144 145 146 147 148 178 181 182 193 197 202 206 207 208

From the report:

Avengers	Incredible Hulk
8 36 43 50 54 55 56 58 63 81 82 86 88 89 92 93 94 95 96 110 142 166 167 170 174 177 178 180 187 189 190 193 194 197 199 200 201 202 203 204 205 206 207 208 209 210 211 212 213 214 215 216 217 218 219 220 221 222 223 224 225 226 227 228 229 230 23	102 119 133 134 137 138 140 144 145 146 147 148 178 181 182 193 197 202 206 207 208 210 212 220 221 222 223 225 226 228 229 231 232 234 235 236 237 238 239 240 241 242 243 244 245 246 248 249 250 251 252 253 254 255 256 257 258 259 260 261 262 263

Concatenated, should be 231

The highest Avengers issue in the collection is 306, with 125 issues in total for the title.

The highest Hulk issue in the collection is 400, with 136 issues in total for the title.

title	Expr1001
Fantastic Four	455
X-Men (Uncanny)	317
Amazing Spiderman	171
Incredible Hulk	136
Avengers	125
Daredevil	123
Iron Man	114
Spectacular Spiderman	108
Thor	98
Defenders	80
Warlord	76
X Factor	64
New Mutants	62
Captain America	60
Marvel 2 in 1	59
Batman	59

I added this simple query to show how high the issue count can go.

They go up to 455 issues per title. The report is presently displaying 62 to 66 issues per title and the query is displaying a max of 21 issues per title.

Apologies if any of the above has already been covered.

(I have not yet increased the row length, or added the index, or increased the spacing between issues, but I will go back to these once all the issues are being displayed – that's my main objective at this point).

Thanks !