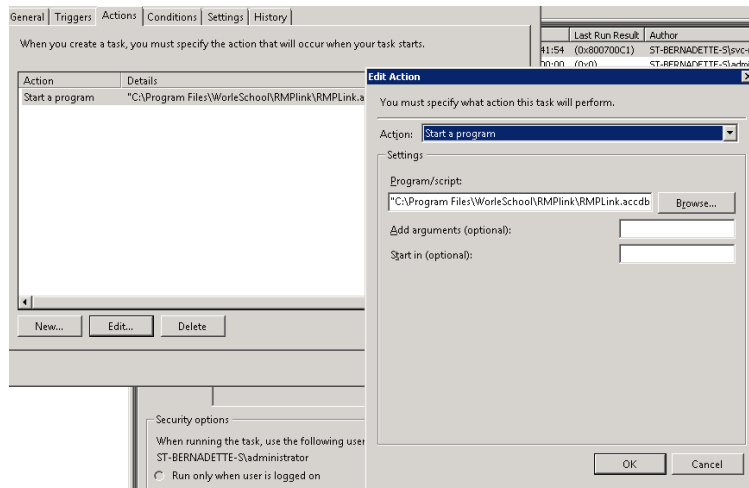


Running SDA Link in Task Scheduler

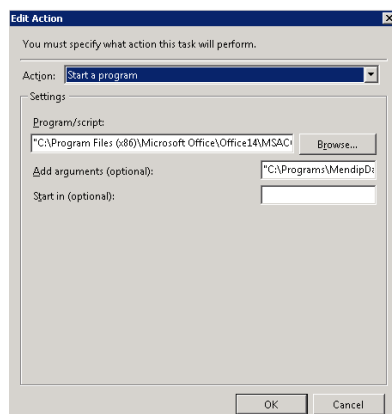
I changed quite a few settings to get this to work on my machine – its much more complex in windows 7 than it used to be. I've made similar changes on your server.

I think its now OK apart from the user name / password needed – please amend as necessary

1. In the Actions section, you had set it to run the Access database file but this doesn't work

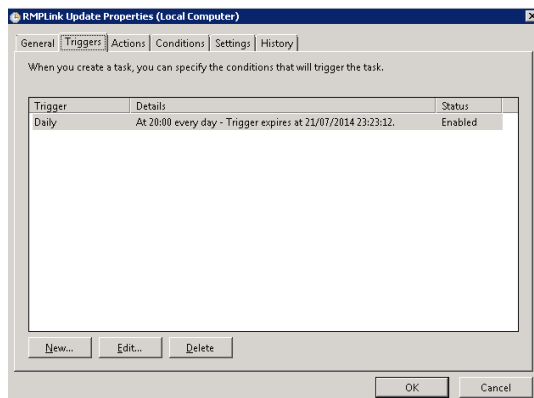


You need to get it to run Access and then set the path to SDA Link in the arguments section
I changed it as shown below

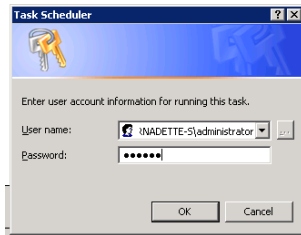


NOTE: I've moved SDALink to the new default folder C:\Programs\MendipDataSystems\SDA
This is because there are problems writing to files in C:\Program Files folder in Windows 7 or later

Triggers tab – I've changed this to expire at end of term just to avoid problems

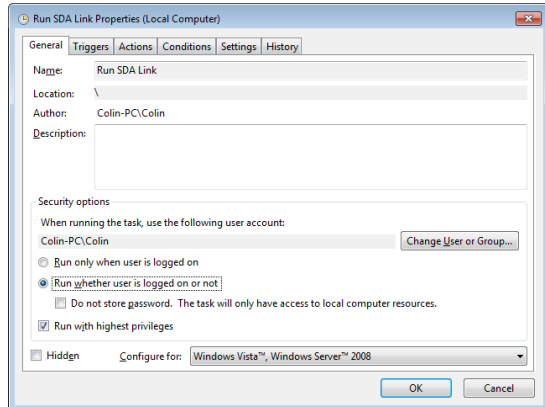


2. Set the user name & password to suit your own setup. Over to you to fix ...

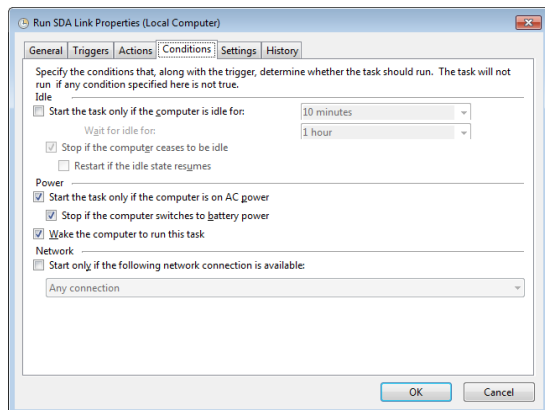


NOTE: Remaining screen grabs are from my computer

3. General tab – changed to – Run whether user logged in or not



4. Conditions tab – changed to - Wake the computer to run this task



5. Settings tab – also ticked Run task as soon as possible after scheduled task is missed

